




**Art through ICT
at
Hautes Capelles Infant School**

We are going to learn....



Van Gogh

About portraits that have been painted by famous artists.

To use the digital camera





To use art software to paint a self portrait.

To use art software to change the way we look.



First we looked at some portraits that famous artists have painted.




What is a portrait?



A portrait is a painting or picture of somebody.

This is a self portrait of Vincent Van Gogh.

What did we think?



I like the ladies' smile.

I can see the brush strokes in this painting.

She is wearing strange clothes. She must have lived a long time ago.

I like the colours in this painting.

Then we took a photo of a friend using the digital camera, so that we could create our own self portraits.





Smile please.



Say
cheese!!

CHEEEESE

We used the photo
to . . .




paint a self portrait using a painting program.




We used the smartboard.

Here is my self portrait.



Does it
look like
me?



Here is my self portrait.

That kind
of looks
like me!




We used the photo
to . . .



sketch self portraits in our
sketch books.



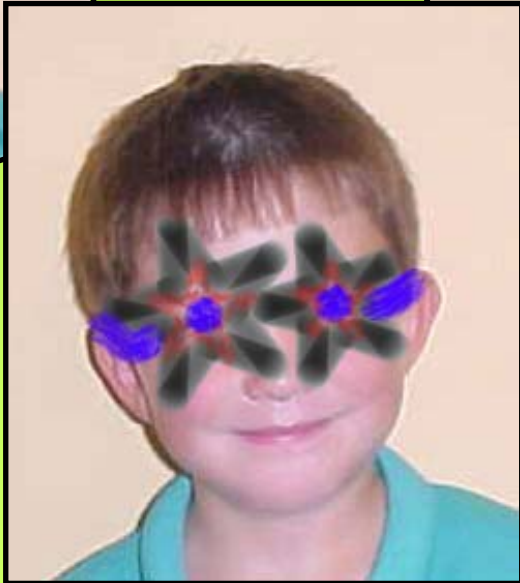
Does the sketch look like us?



We used the photo
to . . .



change the way we look by
adding multi-coloured
glasses!



We had a 'guess who' competition!



Do you know who is hiding behind the glasses?

What have we learned?

- We have learned about portraits that have been painted by famous artists.
- We have learned to take photos using the digital camera.
- We have learned to use art software to paint a self portrait.
- We have learned that we can change the way we look by using art software.